

4 6 ° 1 0 ' N - 0 1 ° 1 4 ' W



ATLANTIC PORT
LA ROCHELLE
LA ROCHELLE

The Atlantic deep sea gateway



ENTER THE GATEWAY TO THE ATLANTIC in deep water...


Port of La Rochelle,
the only deep-water port
on the French Atlantic
coast, opens **24 hours
per day and 7 days per
week** for ships with a
deep draft. Compact and
organised, it owns reserve
lands of **60 hectares**
ear-marked for high-value
added development.
It provides maritime
infrastructures of excellent
quality and acts as a
**facilitator of road and
rail logistics.**

ATLANTIC PORT LA ROCHELLE, A STEP AHEAD

Dynamic port area, with 242 hectares of land area, 310 hectares of maritime domain and 35 hectares being reclaimed from the sea, the Port is also a complete multimodal platform.

A pioneer in serving its hinterland by rail, Atlantic Port La Rochelle created in 2010 its own rail freight transport subsidiary: OFP Atlantique (OFP being an acronym for Opérateur Ferroviaire Portuaire = Port Railway Operator), thereby allowing the customers an easy access to its facilities.

*Distribution of traffic by sector
(2014 data).*



9.4 MT
Handled in 2014

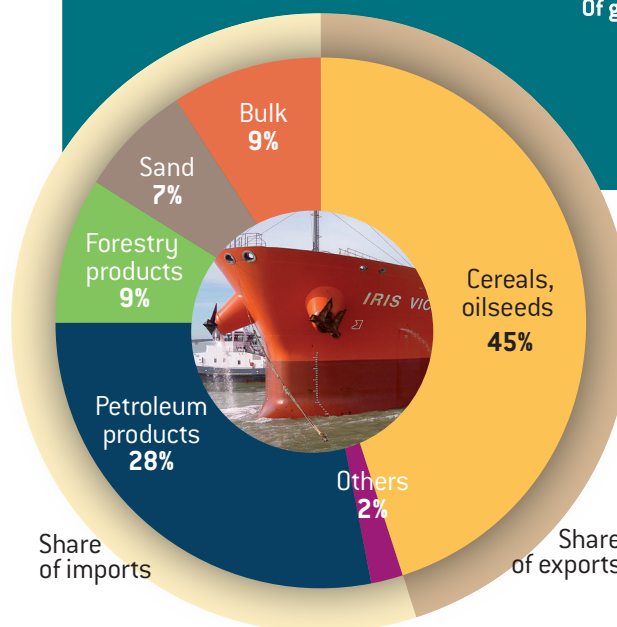
2nd
French port for cereal exports

6th
Largest maritime port of France

1st
French port for imports
of forestry products
and paper pulp

4.275 metres of berths,
all linked to the national railway network

1.364 MT
Of goods transported by rail in 2014
(+93% in 8 years)



Share of imports

Share of exports

A COMPACT PORT with high value addition

A FAST DEVELOPING PORT

With nearly 60 hectares of land reserve, including 25 hectares quayside and deep water maritime access, Atlantic Port La Rochelle is a high added-value platform hosting the industries of western France.

Infrastructure projects underway



The Port is building its own future as well as the future of its potential customers by still investing in a sustainable manner. These ambitious investments allow the continuous development of the port activity, 23% increase over 5 years:

- A new terminal in 2015, Anse Saint-Marc 2, with an additional 200 m of quay. 1
- Removing the viaduct and opening to La Repentie land reserve. 2
- La Repentie, 35 hectares land reserve reclaimed from the sea. 3
- 25 million euros invested in developing the navigational capacities of the Chef de Baie terminal. 4
- Modernisation of the Service Port. 5
- Modernisation of the port railway network.

A COMPLETE MULTIMODAL OFFER TO MEET ALL YOUR EXPECTATIONS

- Deep water access in 45 minutes with the pilot, draft of 14.5 m to 16 m, capable of accommodating vessels up to 150,000 t.
- 6 terminals connected to the rail network and 17 berths.
- Efficient rail service.
- OFP Atlantique, a subsidiary specialising in rail transport of freight.
- Project for an outposted multimodal platform.
- Regular container lines, roll-on/roll-off ferries and import/export solutions.

**Atlantic Port La Rochelle applies the ISPS
(International Ship and Port Security) code:**

Secure port - Full access control - CCTV System

SUSTAINABLE DEVELOPMENT AT THE CENTRE OF OUR STRATEGY

The **socio-economic spinoffs** from the port activity represent more than 16,000 direct, indirect and induced jobs, in addition to a billion euros of value addition.

2011: Signature of the Port's Sustainable Development Charter which is based on 10 commitments and includes 64 actions.

2015: Inauguration of the new corporate office, La Maison du Port, a positive energy building matching the state of the art for environment and architecture.



CONTACT PERSONS at your service

ATLANTIC PORT LA ROCHELLE

141 boulevard Émile Delmas
BP 70394
17001 La Rochelle Cedex 1 - France
www.larochelle.port.fr

Development Mission

Phone: +33 (0)5 46 66 60 04
Mobile: +33 (0)6 03 04 53 07

Customer Relations Division

Phone: +33 (0)5 46 00 53 64
Mobile: +33 (0)6 80 45 71 44

Harbour master's office

Phone: +33 (0)5 46 00 53 60
Fax: +33 (0)5 46 42 31 88
Email: capitainerie@larochelle.port.fr

SERVICES TO SHIPS

Piloting

Rue du Dahomey
BP 2086
17010 La Rochelle Cedex 1 - France
Phone: +33 (0)5 46 42 63 05
Fax: +33 (0)5 46 42 26 96
www.larochelle-charentepilot.com

Towage

Rue du Dahomey
BP 2031
17000 La Rochelle - France
Phone: +33 (0)5 46 42 63 60
Fax: +33 (0)5 46 42 57 95
www.boluda.com.es

Boating

Rue du Dahomey
BP 2040
17009 La Rochelle Cedex - France
Phone: +33 (0)5 46 42 60 44
Fax: +33 (0)5 46 42 04 58
www.lamanagelr.com

PORT COMMUNITY






Maritime Union

156 boulevard Émile Delmas
BP 2003
17009 La Rochelle Cedex 1 - France
Phone: +33 (0)5 46 42 65 89
Fax: +33 (0)5 46 42 28 05
www.umlr.fr

TERMINAL OPERATORS





BLP La Rochelle

100 boulevard Émile Delmas
CS 42039
17009 La Rochelle Cedex 1 - France
Phone: +33 (0)5 46 00 66 33
Fax: +33 (0)5 46 42 57 57
www.blp.bollor.com

-  Cereals
-  Containers
-  Forestry products
-  Wind turbines and packages
-  Solid and liquid bulk



EVA (SICA Atlantique and Maritime Kuhn Groups)


Rue du Dahomey
17026 La Rochelle Cedex 1 - France
Phone: +33 (0)5 46 55 77 15
Fax: +33 (0)5 46 55 41 89
Mobile: +33 (0)6 29 91 67 87
www.sica-atlantique.com
www.fast-larochelle.com

-  Forestry products
-  Wind turbines and packages
-  Solid and liquid bulk
-  Containers

Groupe SICA Atlantique

69 rue Montcalm
17026 La Rochelle Cedex 1 - France
Phone: +33 (0)5 46 43 99 22
Fax: +33 (0)5 46 43 24 94
www.sica-atlantique.com

-  Cereals
-  Solid and liquid bulk





The Atlantic deep sea gateway

www.larochelle.port.fr

ATLANTIC PORT LA ROCHELLE
141 boulevard Émile Delmas
BP 70394
17001 La Rochelle Cedex 1
France
+ 33 (0)5 46 00 53 60
contact@larochelle-port.eu

