




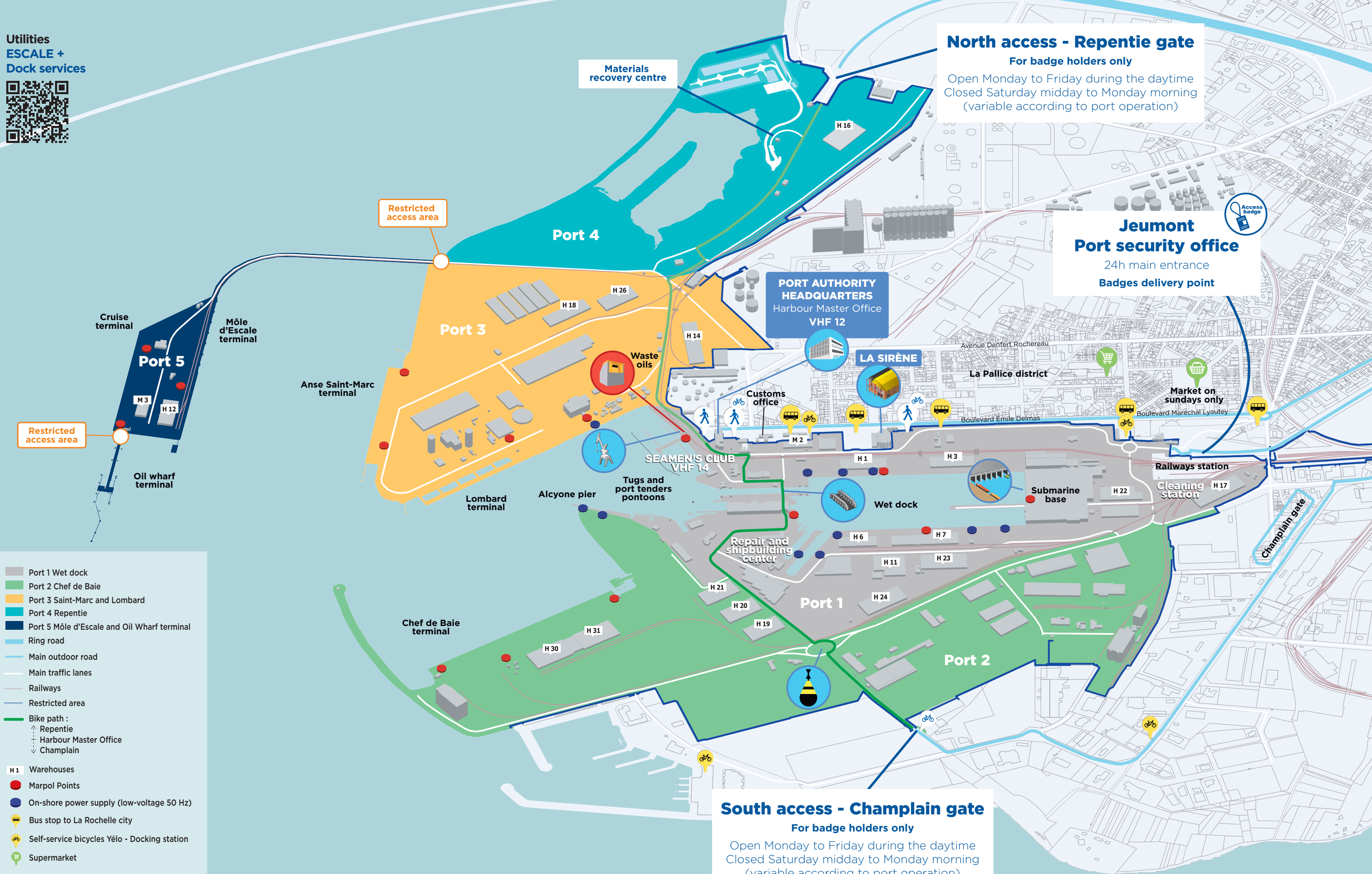
Information _____
for Ships' Masters



Utilities
ESCALE +
Dock services



- Port 1 Wet dock
- Port 2 Chef de Baie
- Port 3 Saint-Marc and Lombard
- Port 4 Repentie
- Port 5 Môle d'Escale and Oil Wharf terminal
- Ring road
- Main outdoor road
- Main traffic lanes
- Railways
- Restricted area
- Bike path :
- Repentie
- Harbour Master Office
- Champlain
- H 1 Warehouses
- Marpol Points
- On-shore power supply (low-voltage 50 Hz)
- Bus stop to La Rochelle city
- Self-service bicycles Yélo - Docking station
- Supermarket



North access - Repentie gate
For badge holders only
Open Monday to Friday during the daytime
Closed Saturday midday to Monday morning
(variable according to port operation)

Jeumont Port security office
24h main entrance
Badges delivery point

South access - Champlain gate
For badge holders only
Open Monday to Friday during the daytime
Closed Saturday midday to Monday morning
(variable according to port operation)

Port waste management

Dumping of waste on dockside is **prohibited!**

MARPOL Points See map

Non-hazardous Industrial Waste



GLASS
Glass jars without lids and glass bottles without caps or corks



PLASTIC PACKAGING
Plastic bottles with lids, metal tins, cans and food bricks



CARDBOARD
Fold cardboard to save space



HOUSEHOLD WASTE

Household Hazardous Waste



NEONS TUBES, LIGHT BULBS






SPRAY CANS






WASTE OILS






WEEE, BATTERIES




SOILED CONTAINERS




Dumping at MARPOL points of any waste that **does not belong to any of the categories described above is prohibited**, particularly waste that can cause fire or explosion such as expired pyrotechnic devices or fumigation wastes.

Waste facility providers
To take away important quantity or non-accepted waste on MARPOL points, contact a waste facility provider:
List available on www.larochelle.port.fr or contact your shipping agent

Notice to Masters

The following instructions are the main safety regulations you have to comply with during your call. You must keep a constant watch on VHF 12 during your call.

Masters' duties in event of fire or other emergencies

Alarm

Any person discovering a fire or an emergency situation must immediately give the alarm by all means available (La Rochelle Port Control - VHF 12).

On board

Immediately upon arrival the fire plan and loading/unloading plan, as well as place, nature and quantity of any dangerous goods on board, must be given to the Captain of the Fire Brigade. The ship's crew must be able to guide the emergency services on board. During your call, an efficient surveillance must be maintained

at all times on deck and in the engine room. Scuttling, grounding, over ballasting or any action compromising the ship's stability, or the port facilities' normal operations shouldn't be undertaken unless ordered or approved by the Harbour Master.

Ashore

In the event of a fire on board a ship or nearby ashore requiring Shore Fire Brigade intervention, all measures to assist fire services, such as creating a passage way between trains, vehicles or goods, must be undertaken without any delay by those on site.

Main safety instructions

Any vessel alongside must be well moored, a watched kept and display appropriate signals.

Dangerous goods

Any vessel carrying or handling hazardous materials, whatever they may be, has to declare them to the Harbour Master's Office, apply the safety measures required, and comply with the Harbour Authorities' and berth operator's instructions. To comply with regulations vessels must show any required light, shape or signalling flag during their call from the approach fairway to the start of their sea passage. Any vessel carrying dangerous goods must keep enough crew members on board at all times to ensure safety or to manoeuvre the ship if necessary.

Shifting of the vessel in an emergency

Any ship which is:

- subject to a fire alert or,
 - likely to be in danger or,
 - likely to be a major obstruction to fire services,
- must be ready to move without delay at the Harbour Master's first order.

All available means must be used to ensure their own safety and to give any fire-fighting assistance requested.

Mooring

Notwithstanding any of the foregoing it is the Master's responsibility to ensure that his vessel remains securely moored at all times.

The Master's attention is particularly drawn to the following points:

- The vessel must be secured by a sufficient number of mooring lines according to its length and displacement.

- Mooring lines leading in with the same direction of restraint must have similar properties.
- Masters should ensure that mooring lines are in good condition.
- Winch brakes should be in efficient operating order. As soon as the vessel is secured, brakes on all mooring winches should be applied firmly. Except in case of an emergency, the ship's crew shouldn't take up or slacken the mooring lines without reporting to the Harbour Master's Office (La Rochelle Port Control - VHF 12).

Damage - Repairs - Trials

Any repair undertaken alongside is subject to written permission from the Harbour Master's Office. Fixed-point testing of engines, testing of life saving appliances (lifeboat drill, rescue boat drill), fire alarms, other safety devices, or the ship's horn, shouldn't be carried out without the permission of the Harbour Master's Office.

Refuelling - Victualling

Refuelling and victualling operations are subject to written permission from the Harbour Master's Office and ships must comply with their instructions.

Cleanliness of port waters - refuse and other waste

Ships must be fully compliant with MARPOL 73/78. Any pollution of port waters must be immediately reported to the Harbour Master's Office (La Rochelle Port Control - VHF 12).

Emergency phone numbers and radio connections

In case of emergency, ship master or watchman must advise immediately:

- 1 Harbour Master Office**
On VHF channel 12 (call La Rochelle Port Control)
On VHF channel 16
Tel. +33 (0)5 46 00 56 30
- 2 Central Security Office**
Tel. +33 (0)5 46 42 35 71

According to the nature of the emergency:

- **Fire Brigade**
Tel. 18 or 112
- **Emergency medical help**
Tel. 15 or 112
- **Police Station**
Tel. 17 or 112


Useful telephone numbers Radio connections

- **Pilot Office**
Tel. +33 (0)5 46 42 63 05
VHF 12 - Mobile 06 08 60 48 84
info@lrpilots.com
- **Towage operator Boluda La Rochelle**
Tel. +33 (0)5 46 42 63 60
boluda-la-rochelle@boluda.fr
- **Boatmen's Office**
Tel. +33 (0)5 46 42 60 44
Mobile 06 09 33 13 42 - info@lamanagelr.fr
- **Port State Control**
Tel. +33 (0)5 46 69 10 40
csn-la-rochelle.dirm-sa@developpement-durable.gouv.fr
- **Seamen's Club / Marin'Escalé**
Tel. +33 (0)7 81 27 42 02 - VHF 14
- **French customs**
Tel. +33 (0)9 70 27 51 80



Security information

- The ISPS information form sent by the shipping agent must be completed.
- For your movements in and out of the harbour area or terminals, you must carry your ID card at all time or your seaman's handbook, in compliance with the ISPS code.
- **Be vigilant** : any suspicious behavior or act must be immediately reported to Central Security Office.
- **Special security warning** for illegal migrants, crew member's desertion and narcotics and prohibited products trafficking : manage security controls and the vigilance of people and goods on board.



PORT ATLANTIQUE LA ROCHELLE
141 Boulevard Émile Delmas
CS 70394 - 17001 La Rochelle Cedex 1 - France
Tel. 33 (0)5 46 00 53 60
capitainerie@larochelle.port.fr - www.larochelle.port.fr

